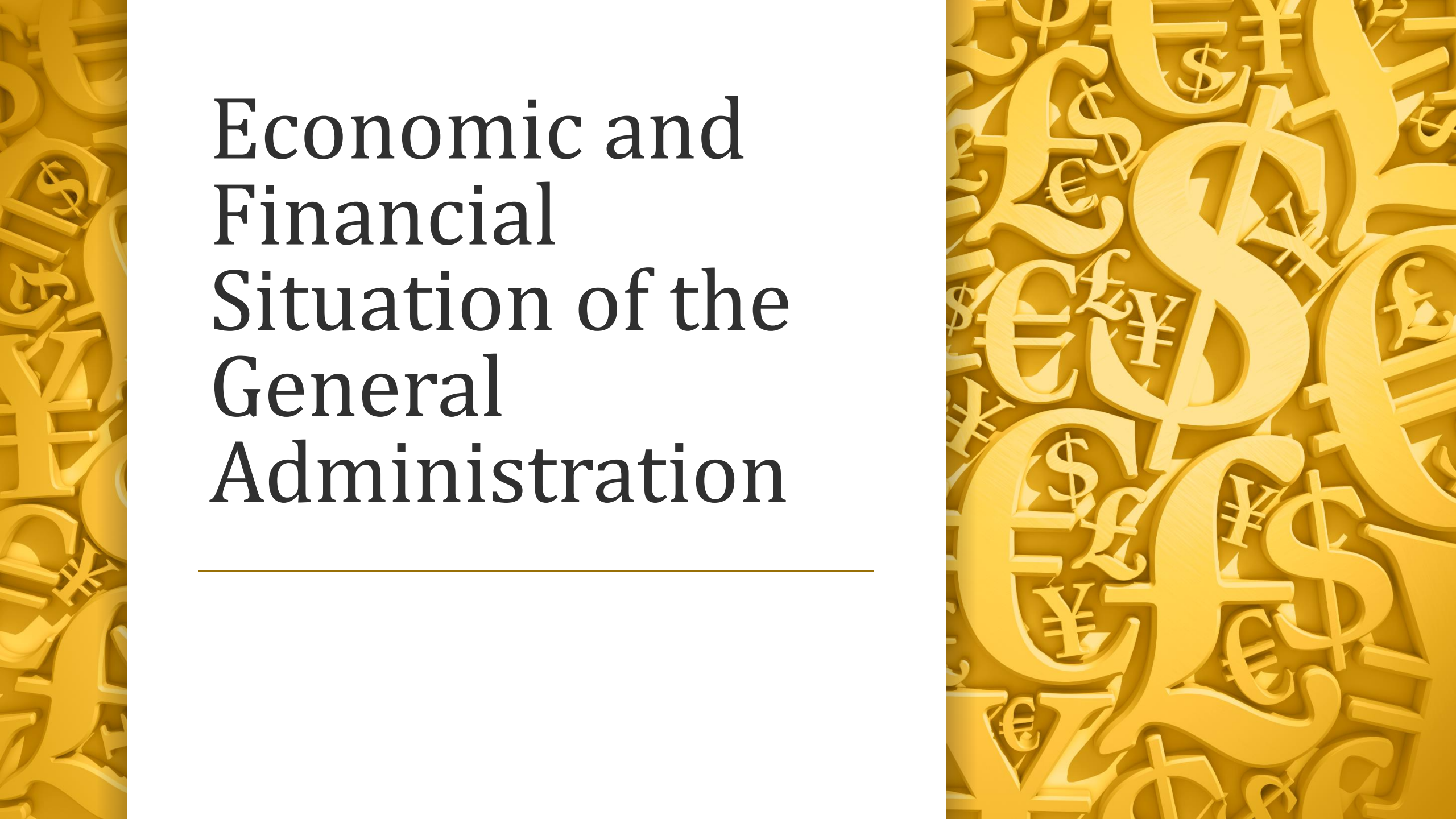


Economic and Financial Situation of the General Administration



A vertical decorative bar on the left side of the slide, featuring a golden-yellow background with various 3D-rendered financial symbols such as the dollar sign (\$), pound sign (£), yen sign (¥), and Euro sign (€).

AGENDA

- Development of the patrimonial situation
- Development of results
- Development of the financial situation
- Communication of assets
- Future challenges

DEVELOPMENT OF THE GENERAL GOVERNMENT'S BALANCE SHEET (EUR)

ACTIVO			
AÑO	2018	2019	2020
INMOVILIZADO MATERIAL	8.141.221,93 €	8.208.271,93 €	8.210.325,33 €
INVERSIONES A MÁS DE UN AÑO		890.001,74 €	1.109.217,65 €
DEUDORES INTERNOS Y EXTERNOS	2.113,68 €		
INVERSIONES A MENOS DE 1 AÑO	1.180.025,02 €	648.956,97 €	324.626,32 €
TESORERÍA Y DISPONIBLE	179.837,76 €	100.688,77 €	115.025,27 €
TOTAL	9.503.198,39 €	9.847.919,41 €	9.759.194,57 €

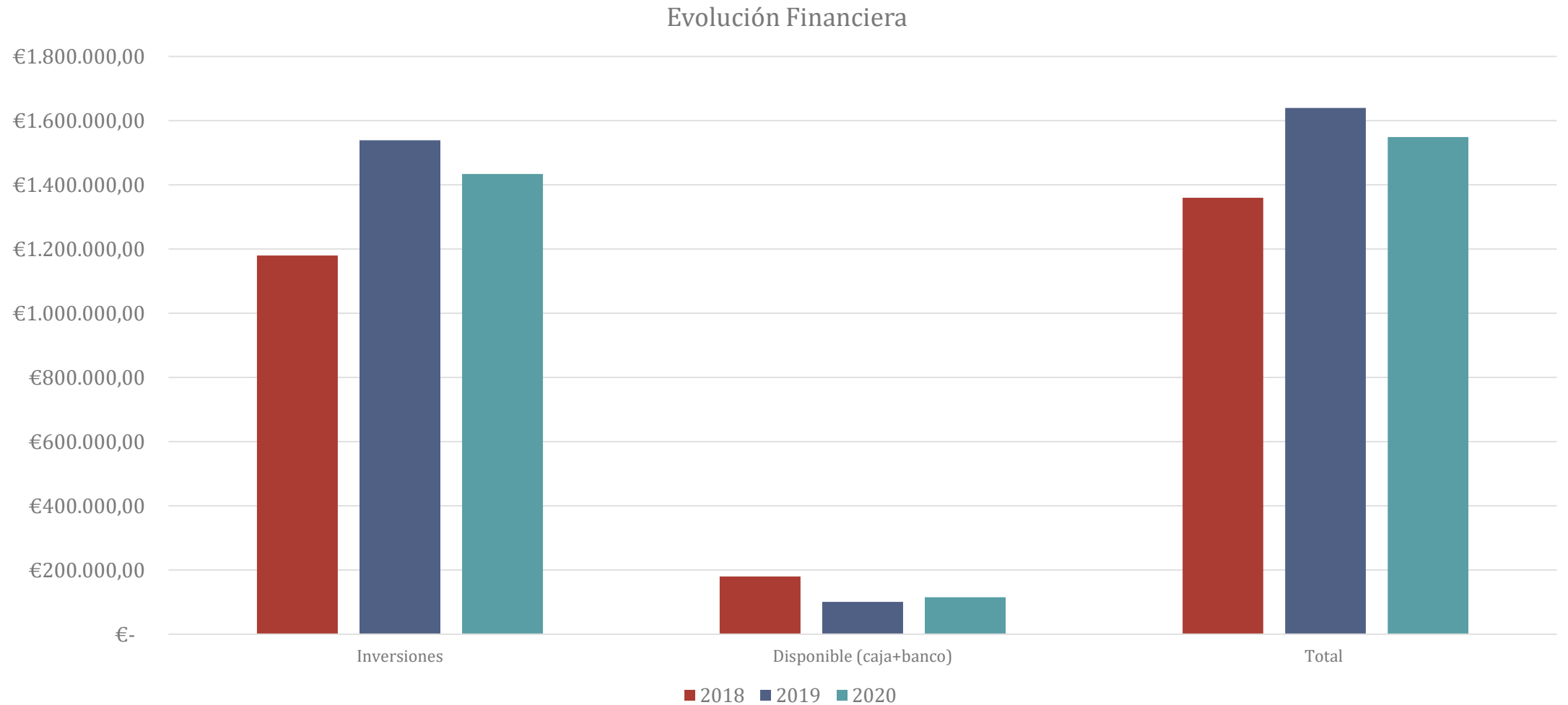
PASIVO			
AÑO	2018	2019	2020
CAPITAL	9.940.576,19 €	9.940.576,19 €	9.940.576,19 €
RESERVAS	1.414.031,82 €	1.421.334,70 €	1.335.450,38 €
RESULTADOS ACUMULADOS	- 1.847.620,68 €	- 1.514.437,46 €	- 1.521.932,39 €
ACREEDORES INTERNOS Y EXTERNOS	- 3.788,94 €	445,98 €	5.100,39 €
TOTAL	9.503.198,39 €	9.847.919,41 €	9.759.194,57 €

DEVELOPMENT OF THE RESULTS OF THE GENERAL ADMINISTRATION (EUR)*

PyG EBITDA (sin amortizaciones)	dic-18	dic-19	dic-20
SUBVENCIONES Y DONACIONES	9.902,53 €	3.374,61 €	11.752,77 €
INGRESOS FINANCIEROS	35.660,17 €	14.828,54 €	39.151,84 €
COMUNICACIÓN DE BIENES	337.621,47 €	392.262,02 €	387.712,62 €
OTROS INGRESOS	84.263,70 €	98.378,16 €	93.199,86 €
TOTAL DE INGRESOS	467.447,87 €	508.843,33 €	531.817,09 €
COMUNICACIÓN DE BIENES	327.469,42 €	315.453,48 €	387.803,60 €
GASTOS DE FUNCIONAMIENTO	138.579,40 €	173.449,54 €	147.379,45 €
GASTOS FINANCIEROS	6.023,25 €	424,58 €	4.128,97 €
TOTAL DE GASTOS	472.072,07 €	489.327,60 €	539.312,02 €
SUPERÁVIT (PÉRDIDA)	- 4.624,20 €	19.515,73 €	- 7.494,93 €

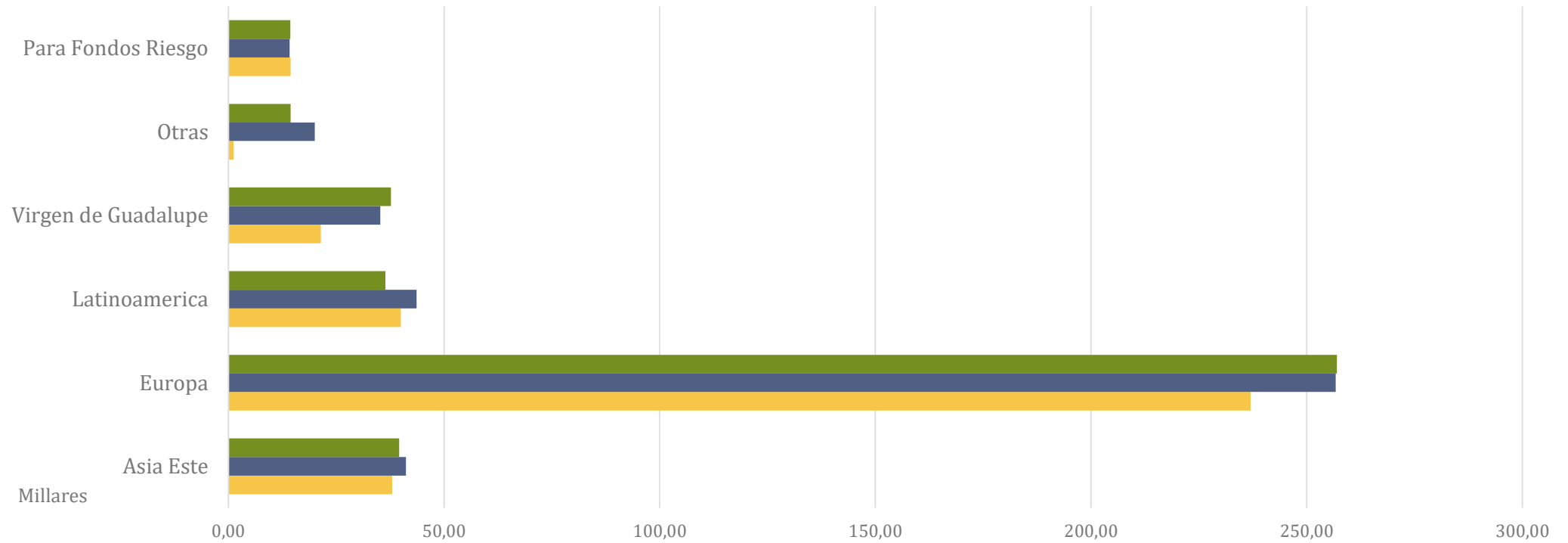
* sin amortizaciones

DEVELOPMENT OF THE FINANCIAL SITUATION OF THE GENERAL GOVERNMENT (EUR)



COMMUNICATION OF GOODS of THE GENERAL ADMINISTRATION

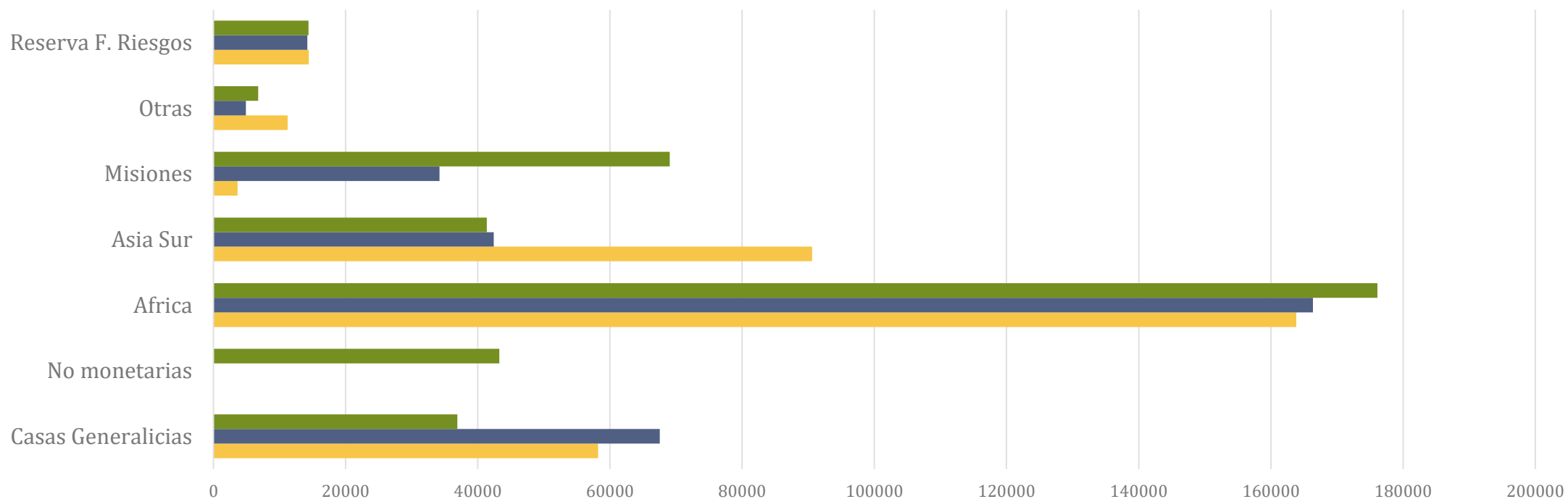
Funds received



	Asia Este	Europa	Latinoamerica	Virgen de Guadalupe	Otras	Para Fondos Riesgo
■ 2020	39.573,34	257.000,02	36.398,89	37.680,00	14.432,91	14.380,23
■ 2019	41.184,88	256.750,00	43.651,00	35.241,89	20.007,46	14.201,26
■ 2018	37.976,81	237.000,00	40.000,00	21.444,66	1.200,00	14.430,06

COMMUNICATION OF GOODS OF THE GENERAL ADMINISTRATION

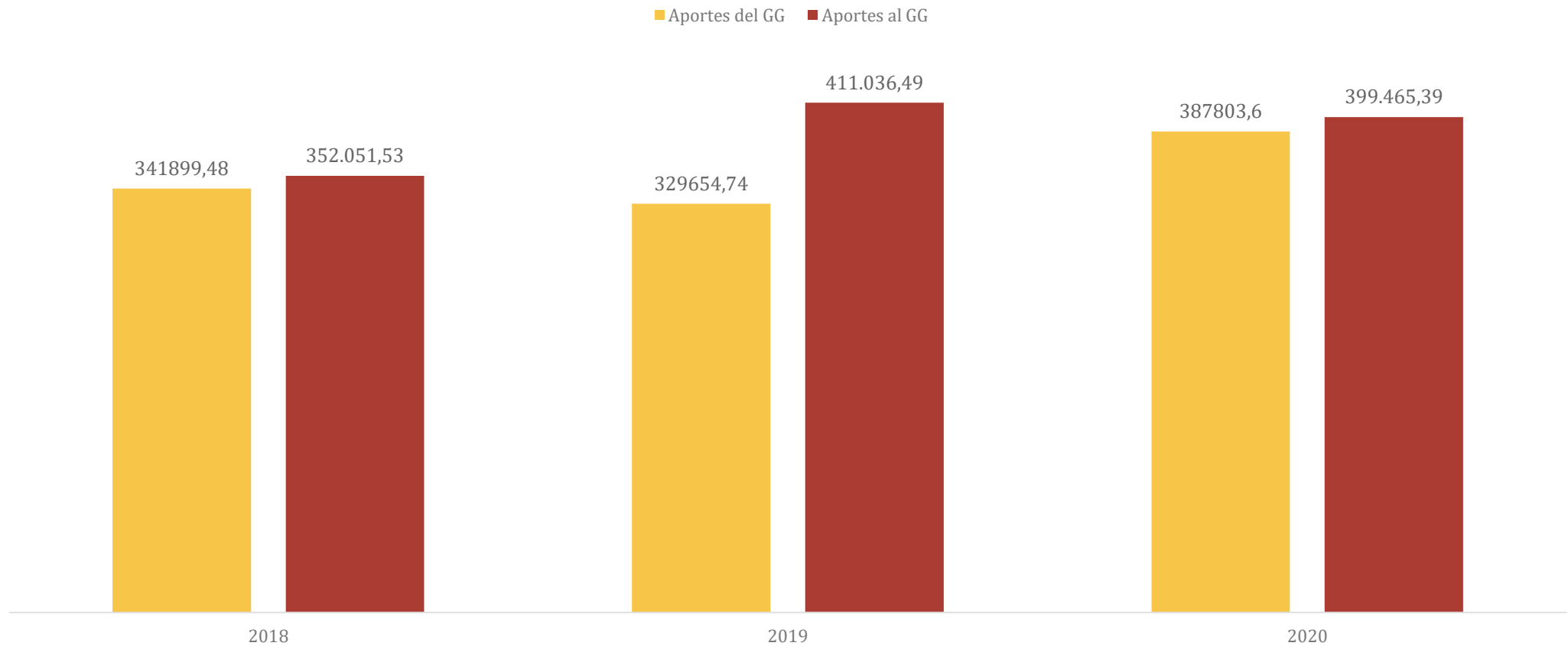
Funds delivered



	Casas Generalicias	No monetarias	Africa	Asia Sur	Misiones	Otras	Reserva F. Riesgos
■ 2020	36893,48	43.240,00	176.120,66	41.356,52	69.034,94	6777,77	14380,23
■ 2019	67544,35		166.360,69	42.426,00	34.195,71	4926,73	14201,26
■ 2018	58188,49		163830,9	90596,48	3629,42	11224,13	14430,06

COMMUNICATION OF GOODS AND DONATIONS OF THE GENERAL ADMINISTRATION

Totals





CHALLENGES of the near future

Interest of investments in the IOR - quite poor in Euros. Better result - In US dollar funds in both IOR and Miami.

At some point, and if circumstances require it - possibility to apply for long-term loans with low interest rates and good profitability.

We are confident that the financial crash of 2020 can be recovered in 1-2 years with the global application of vaccines, the disappearance of the Covid-19 virus, and the revival of the global economy.

That our Apostolic Centres can function normally and that the number of sisters who receive due remuneration for their work in other centres increases. To increase our missionary presence in needy places through the Communication of Goods.

Projects: there is a growth in the Congregation of the presentation of projects to NGO for educational and health structures; development and Formation of our sisters.

The adequate professional preparation of our sisters for the management of administration is still urgent



With the joy of poverty and of shared goods... So that we may enjoy goods and sustainability in the service for the mission.